


**BIFACIAL PERC MONOCRYSTALLINE • 120PMB10**

# Half-Cut

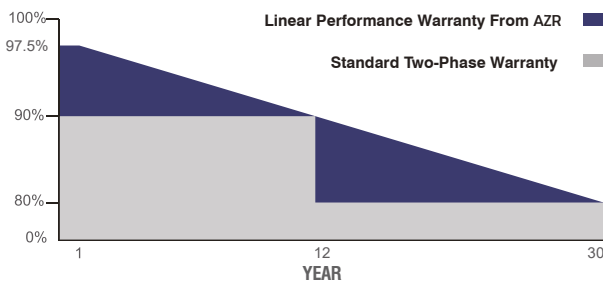


- 
**High Conversion Efficiency**  
 High panel efficiency to guarantee high power output
- 
**Self-Cleaning And Anti-Reflection Glass**  
 Coating glass for self-cleaning reduces surface dust
- 
**Outstanding Low Irradiation Glass**  
 Outstanding panel performance even in weak light conditions
- 
**Excellent Durability**  
 Wind load up to 2400 Pa, Snow load up to 5400 Pa
- 
**0~ +5W Positive Power Tolerance**
- 
**Easy Installation**
- 
**Twice EVA Laminated Double Glass**



**DOUBLE GLASS**  **10BB**

- AZR460-120PMB10 460 Wp
- AZR455-120PMB10 455 Wp
- AZR450-120PMB10 450 Wp
- AZR445-120PMB10 445 Wp
- AZR440-120PMB10 440 Wp
- AZR435-120PMB10 435 Wp



 30 Years Performance Warranty  12 Years Product Warranty



ISO 9001:2015, ISO 14001:2015, ISO 45001:2018

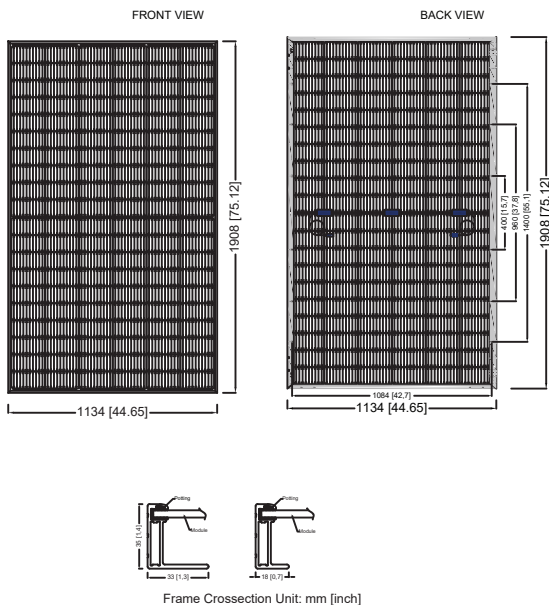
## ELECTRICAL CHARACTERISTICS

Model Type	AZR435 120PMB10	AZR440 120PMB10	AZR445 120PMB10	AZR450 120PMB10	AZR455 120PMB10	AZR460 120PMB10
Peak Power (P <sub>max</sub> )	435Wp	440Wp	445Wp	450Wp	455Wp	460Wp
Module Efficiency (%)	20.10	20.34	20.57	20.80	21.03	21.26
Maximum Power Voltage (V <sub>mp</sub> )	34.78	34.39	34.48	34.59	34.68	34.78
Maximum Power Current (I <sub>mp</sub> )	12.69	12.80	12.91	13.02	13.12	13.23
Open Circuit Voltage (V <sub>oc</sub> )	36.84	40.92	41.03	41.14	41.23	41.33
Short Circuit Current (I <sub>sc</sub> )	13.51	13.65	13.73	13.84	13.95	14.06
Power Tolerance	0~+5W					
Maximum System Voltage	1500V DC					
Operating Temperature	-40 ~ +85°C					
Protection Class	Class II					
Maximum Series Fuse Rating	25A					

## MECHANICAL SPECIFICATIONS

Cell Dimensions(mm/inch)	182x91 / 7.16x3.58
Cells per Module(pcs)	120 (6x20)
Weight(kg/lbs)	27 / 59.52
Panel Dimensions(mm/inch)	1908x1134x35 / 75.12x44.65x1.37
Max. Wind/Snow Load(Pa)/(lb/ft <sup>2</sup> )	(2400 / 5400) / (50 / 212)
Junction Box	IP68
Junction Box Cable Length(mm/inch)	200-1200 / 7.87-47.24
Glass Thickness(mm/inch)	2.0x2.0 / 0.08x0.08
Frame Color	Silver / Black

## PHYSICAL CHARACTERISTICS



## REAR SIDE POWER GAIN

(450W Front Power Referenced)

Rear Side Power Gain	10%	20%	30%
Peak Power (P <sub>max</sub> )	495.0	540.0	585.0

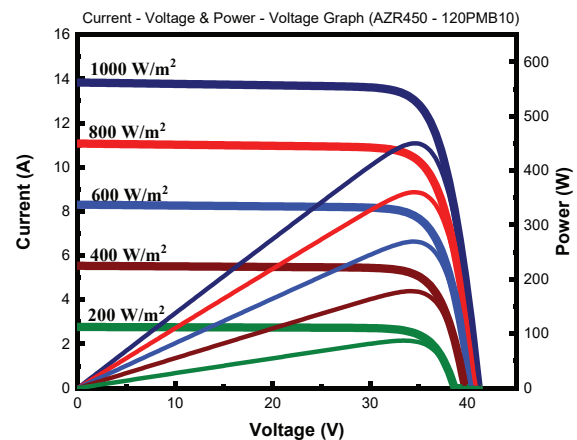
## TEMPERATURE CHARACTERISTICS

Temp. Coeff. of (I <sub>sc</sub> )	0.040%/°C
Temp. Coeff. of (V <sub>oc</sub> )	-0.270%/°C
Temp. Coeff. of (P <sub>max</sub> )	-0.350%/°C

## PACKING CONFIGURATION

Container	40' HQ
Pieces per Pallet	31
Pieces Per Container	744
Pallet Per Container	24

## ELECTRICAL CHARACTERISTICS



\* The specifications are obtained under the standard test conditions: 1000W/m<sup>2</sup> solar irradiance, 1.5 Air Mass and cell temperature of 25°C. Measurement uncertainty for all panels is 3%. The actual transactions will be subject to the contracts. These parameters are for reference only and it is not a part of the contracts. The technical specifications in this document may vary. For more information, refer to the "Installation Manual".

\* For roof, facades and installations on similar surfaces, solar panels should be mounted over a fire-resistant covering suitable for this application, with adequate ventilation between the back of the solar panels and the mounting surface. Improper installations are hazardous and may spark a fire. Solar panels must not be mounted on structures and roofs which are made of not fire-resistant materials such as plastic layer, transparent plastic, PVC or similar materials without any fire-protection layer. Usage and installation not in accordance with the guidelines as outlined in the installation manual will terminate the warranty. Please refer to the installation manual and the warranty documents for further details.

\* AZUR POWER reserves the right to change the specification of products without prior notice.