


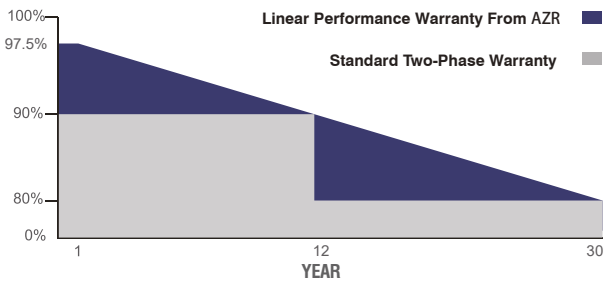
BIFACIAL PERC MONOCRYSTALLINE • 132PMB12

Half-Cut

-  **High Conversion Efficiency**
High panel efficiency to guarantee high power output
-  **Self-Cleaning And Anti-Reflection Glass**
Coating glass for self-cleaning reduces surface dust
-  **Outstanding Low Irradiation Glass**
Outstanding panel performance even in weak light conditions
-  **Excellent Durability**
Wind load up to 2400 Pa, Snow load up to 5400 Pa
-  **0~+5W Positive Power Tolerance**
-  **Easy Installation**
-  **Twice EVA Laminated Double Glass**




DOUBLE GLASS  **12BB**



- AZR670-132PMB12 670 Wp
- AZR665-132PMB12 665 Wp
- AZR660-132PMB12 660 Wp
- AZR655-132PMB12 655 Wp
- AZR650-132PMB12 650 Wp
- AZR645-132PMB12 645 Wp
- AZR640-132PMB12 640 Wp

 30 Years Performance Warranty  12 Years Product Warranty



ISO 9001:2015, ISO 14001:2015, ISO 45001:2018

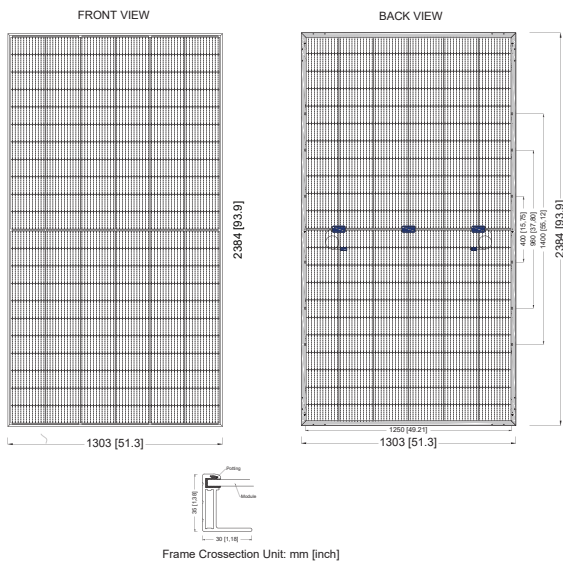
ELECTRICAL CHARACTERISTICS

Model Type	AZR640 132PMB12	AZR645 132PMB12	AZR650 132PMB12	AZR655 132PMB12	AZR660 132PMB12	AZR665 132PMB12	AZR670 132PMB12
Peak Power (P _{max})	640 Wp	645 Wp	650 Wp	655 Wp	660 Wp	665 Wp	670 Wp
Module Efficiency (%)	20.60	20.76	20.92	21.09	21.25	21.41	21.57
Maximum Power Voltage (V _{mp})	37.10	37.29	37.46	37.65	37.85	38.03	38.20
Maximum Power Current (I _{mp})	17.24	17.30	17.36	17.40	17.44	17.49	17.54
Open Circuit Voltage (V _{oc})	45.01	45.15	45.32	45.54	45.76	45.98	46.15
Short Circuit Current (I _{sc})	18.23	18.26	18.29	18.32	18.35	18.38	18.41
Power Tolerance	0~+5W						
Maximum System Voltage	1500V DC						
Operating Temperature	-40 ~ +85°C						
Protection Class	Class II						
Maximum Series Fuse Rating	25A						

MECHANICAL SPECIFICATIONS

Cell Dimensions(mm/inch)	210x105 / 8.27x4.13
Cells per Module(pcs)	132 (22x6)
Weight(kg/lbs)	38 / 83.77
Panel Dimensions(mm/inch)	2384x1303x35 / 93.86x51.30x1.38
Max. Wind/Snow Load(Pa)/(lb/ft ²)	(2400 / 5400) / (50 / 212)
Junction Box	IP68
Junction Box Cable Length(mm/inch)	200-1200 / 7.87-47.2
Glass Thickness(mm/inch)	2.0x2.0 / 0.08x0.08
Frame Color	Silver / Black

PHYSICAL CHARACTERISTICS



Frame Cross-section Unit: mm [inch]

REAR SIDE POWER GAIN

(670W Front Power Referenced)

Rear Side Power Gain	10%	20%	30%
Peak Power (P _{max})	737.0	804.0	871.0

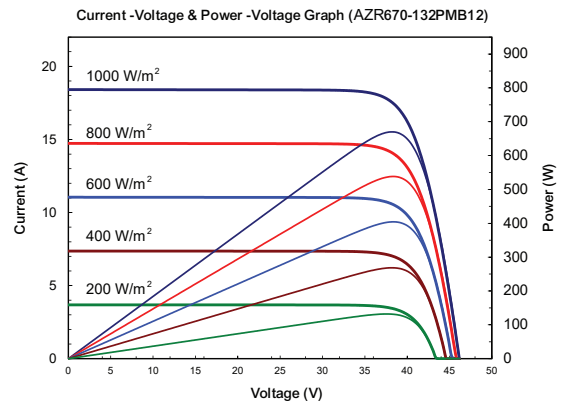
TEMPERATURE CHARACTERISTICS

Temp. Coeff. of (I _{sc})	0.040%/°C
Temp. Coeff. of (V _{oc})	-0.270%/°C
Temp. Coeff. of (P _{max})	-0.350%/°C

PACKING CONFIGURATION

Container	40' HQ
Pieces per Pallet	31
Pieces Per Container	527
Pallet Per Container	17

ELECTRICAL CHARACTERISTICS



* The specifications are obtained under the standard test conditions: 1000W/m² solar irradiance, 1.5 Air Mass and cell temperature of 25°C. Measurement uncertainty for all panels is 3%. The actual transactions will be subject to the contracts. These parameters are for reference only and it is not a part of the contracts. The technical specifications in this document may vary. For more information, refer to the "Installation Manual".

* For roof, facades and installations on similar surfaces, solar panels should be mounted over a fire-resistant covering suitable for this application, with adequate ventilation between the back of the solar panels and the mounting surface. Improper installations are hazardous and may spark a fire. Solar panels must not be mounted on structures and roofs which are made of not fire-resistant materials such as plastic layer, transparent plastic, PVC or similar materials without any fire-protection layer. Usage and installation not in accordance with the guidelines as outlined in the installation manual will terminate the warranty. Please refer to the installation manual and the warranty documents for further details.

* AZUR POWER reserves the right to change the specification of products without prior notice.